


HORIZONTAL AUGER DRIVE BRAKE CALIPER

BALZER



Balzer Incorporated reserves the right to make changes to their product and/or this manual to improve reliability, function, design, or safety without further notice. Balzer Incorporated is under no obligation, implied or otherwise, to upgrade, modify, or otherwise make changes to product manufactured prior to any design change.

Balzer Incorporated does not assume any liability arising out of the application or use of any product and neither does it convey any license under its patent rights. Balzer Incorporated does not assume any liability arising out of the use of their product for applications outside those for which it is expressly designed for.

Release Date: 3/15

© 2015 Balzer Inc. All Rights Reserved

Balzer Grain Carts utilize a brake caliper to engage the movement of the horizontal auger. Prior to installment, the seals used in the caliper are changed at the factory so the caliper is able to use the system's hydraulic oil.

If an aftermarket brake caliper is used, a mandatory change of the caliper's seals is necessary for it to work with hydraulic oil. Failure to change the seals can result in serious damage to the grain cart.

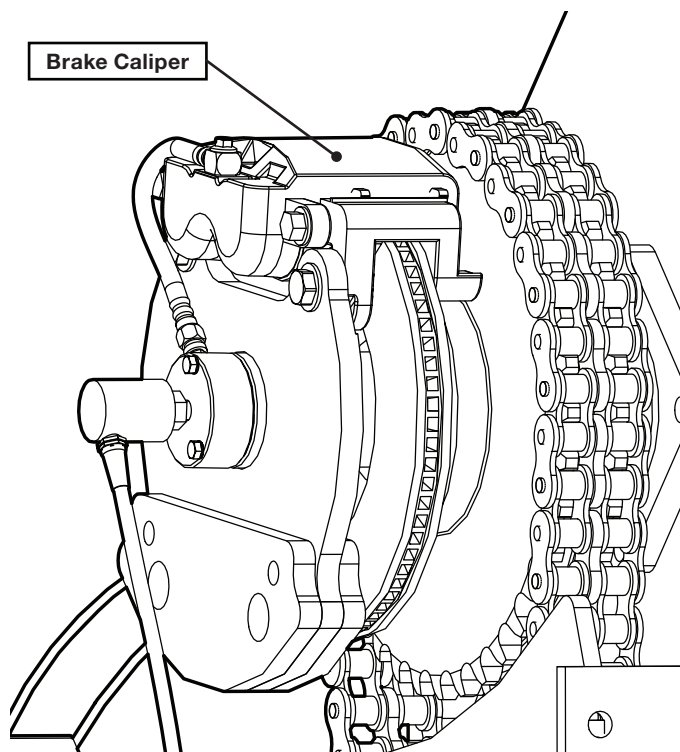
Replacement seals (Balzer Part #: 836502) can be purchased through Balzer's Parts Department at 1-800-795-8551.

Remove the pistons from the aftermarket brake caliper and replace the existing seal with the proper replacement quad ring seal (Part #: 836502). Then place the piston back into the caliper.

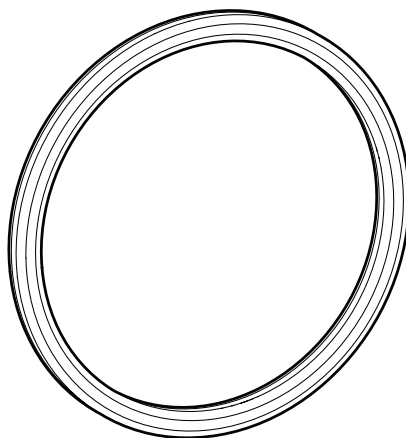
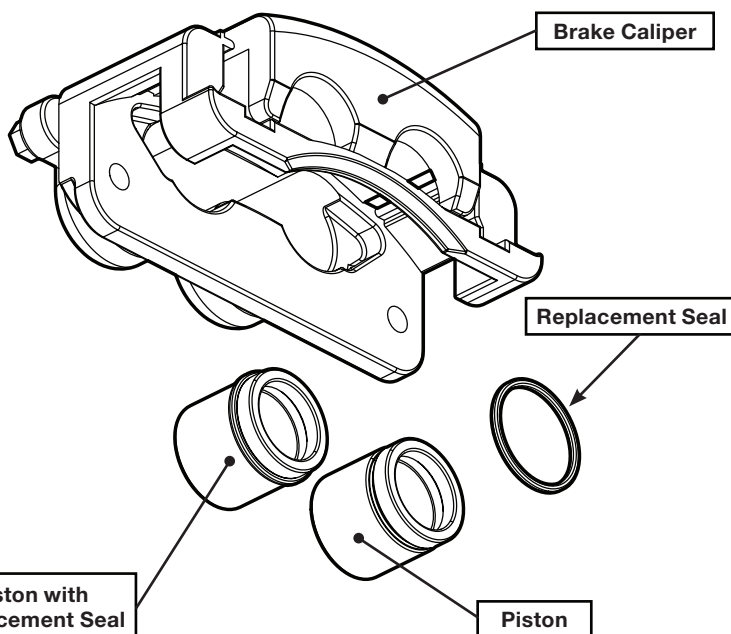


WARNING

If installing an aftermarket brake caliper on the horizontal auger drive, the seals must be replaced or serious damage can occur to the grain cart.



Horizontal Auger Drive
Brake Caliper Installed



Quad Ring Seal
Balzer Part #: 836502